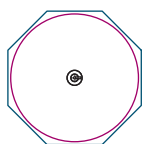


Typhoon

Dimensions L x W x H	0.4mØ x 1.6m
Deck Height	0.2m
Minimum space required L x W	3.6mØ
Free height of fall	0.2m
Impact area (wet pour)	10.5m ²
Concrete pin kerbs (wet pour)	11.8 lm
Heaviest part	10kg
Largest part	0.2mØ x 1.3m
Total weight (approx.)	30kg



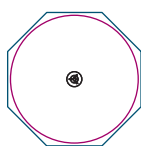
1:200



Spinning doesn't look too bad, but wait till you've tried it. You don't have to spin alone – bring a mate!

Twister

Dimensions L x W x H	0.4mØ x 1m
Deck Height	0.2m
Minimum space required L x W	3.6mØ
Free height of fall	0.2m
Impact area (wet pour)	10.5m ²
Concrete pin kerbs (wet pour)	11.8 lm
Heaviest part	10kg
Largest part	0.2mØ x 1.3m
Total weight (approx.)	30kg

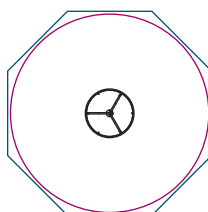


1:200



Whirlwind

Dimensions L x W x H	1.3mØ x 0.8m
Deck Height	0.2m
Minimum space required L x W	5.4mØ
Free height of fall	0.2m
Impact area (wet pour)	24.6m ²
Concrete pin kerbs (wet pour)	18.1 lm
Heaviest part	93kg
Largest part	1.3mØ x 0.7m
Total weight (approx.)	141.5kg



1:200

